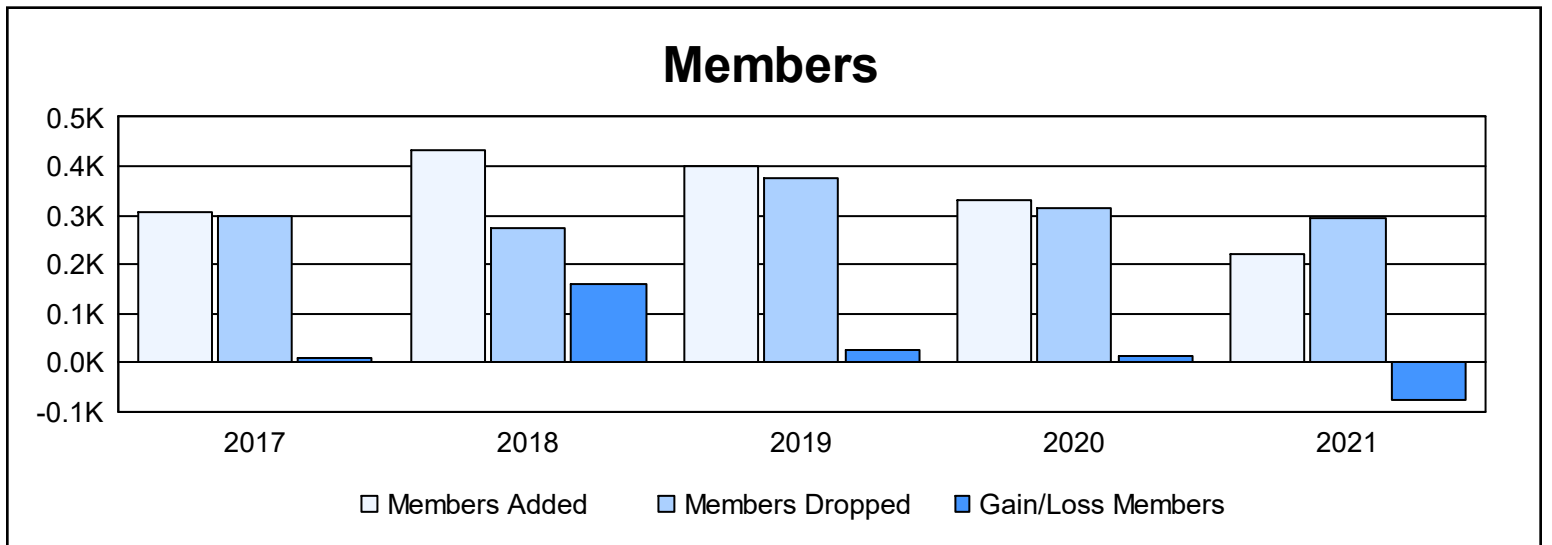
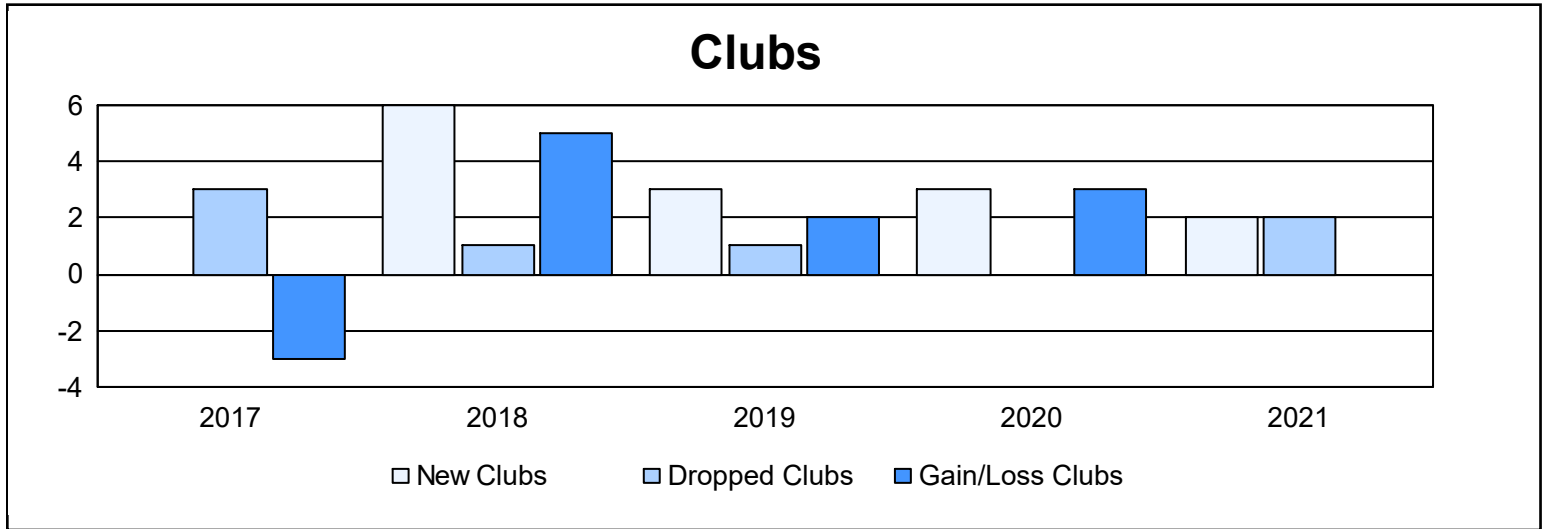
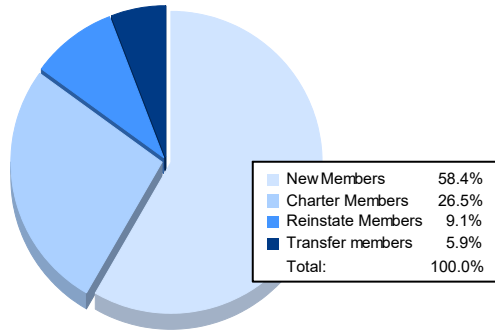


Year	New Clubs	Dropped Clubs	Gain/ Loss Clubs	New Members	Charter Members	Reinstate Members	Transfer Members	Total Member Added	Total Members Dropped	Gain/ Loss Members
2016-2017	0	3	-3	265	0	19	24	308	299	9
2017-2018	6	1	5	246	156	9	22	433	273	160
2018-2019	3	1	2	283	79	12	26	400	374	26
2019-2020	3	0	3	207	92	10	20	329	314	15
2020-2021	2	2	0	128	58	20	13	219	294	-75
<b>Average</b>	<b>3</b>	<b>1</b>	<b>1</b>	<b>226</b>	<b>77</b>	<b>14</b>	<b>21</b>	<b>338</b>	<b>311</b>	<b>27</b>



### Membership Composition June 2021 Cumulative



### Gender Composition June 2021 Cumulative

